



GF-TADs

GLOBAL FRAMEWORK FOR THE
PROGRESSIVE CONTROL OF
TRANSBOUNDARY ANIMAL DISEASES



Standing Group of Experts on Rabies
in Europe
under the GF-TADs umbrella

1st meeting (SGE RAB1)
Brussels, 13 February 2019


Report by Slovak Republic

*Prof. Jozef BIRES, DVM.,
Chief Veterinary Officer of the Slovak Republic*

Rabies epidemiology – evolution since 2016

	2016	2017	2018	2019
Total number of indigenous cases*	0	0	0	0 Updated 6.2.2019
Species / number of cases	- Fox: - Dog: - Bovine: - ...			
Number of cases < 50 km from a neighbouring country (please detail)	-	-	-	-

* *If no case since 2016, date of the last indigenous case: 2.9.2015*



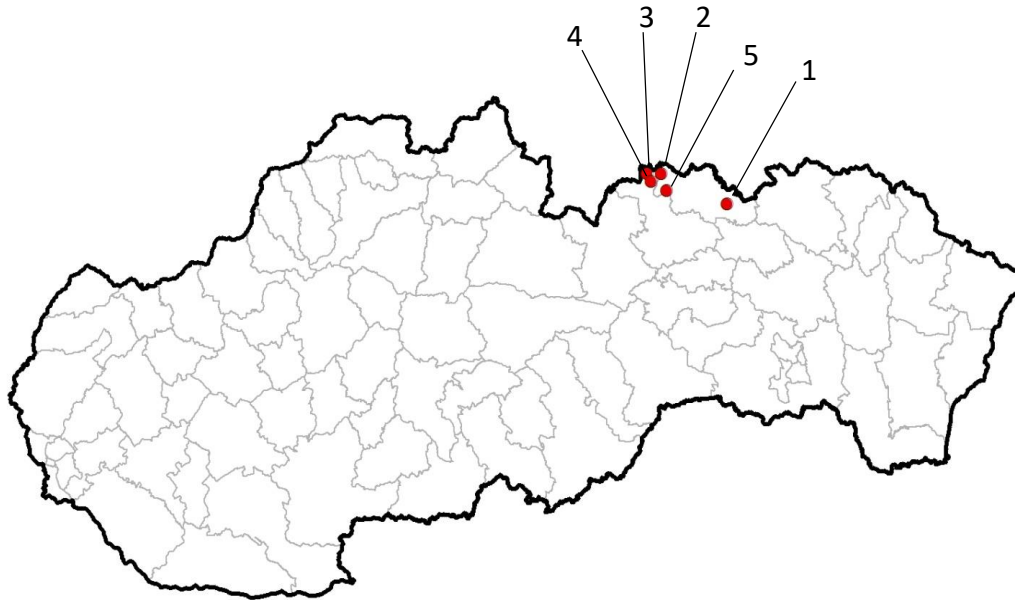
Rabies monitoring / surveillance since 2016

	2016	2017	2018	2019
Total number of FATS ⁽¹⁾ performed on indicator animals ⁽²⁾	389	410	414	
Species	<ul style="list-style-type: none">- Fox- Dog- Bovine- ...			
Total number of biomarker tests and ELISA tests performed in hunted animals	1102	1033	983	

(1) FATS = fluorescent antibody test ;

(2) Indicator animals = animals that show clinical signs or abnormal behaviour suggestive of rabies, animals found dead, road kills and animals involved in human exposure

Map of Rabies cases during 2015



No	Date	Animal	Region	Land register
1.	5.1.2015	fox	SL	Plaveč
2.	26.6.2015	fox	SL	Veľký Lipník
3.	17.7.2015	fox	KK	Spišská Stará Ves
4.	19.8.2015	fox	KK	Matiašovce
5.	2.9.2015	fox	SL	Haligovce

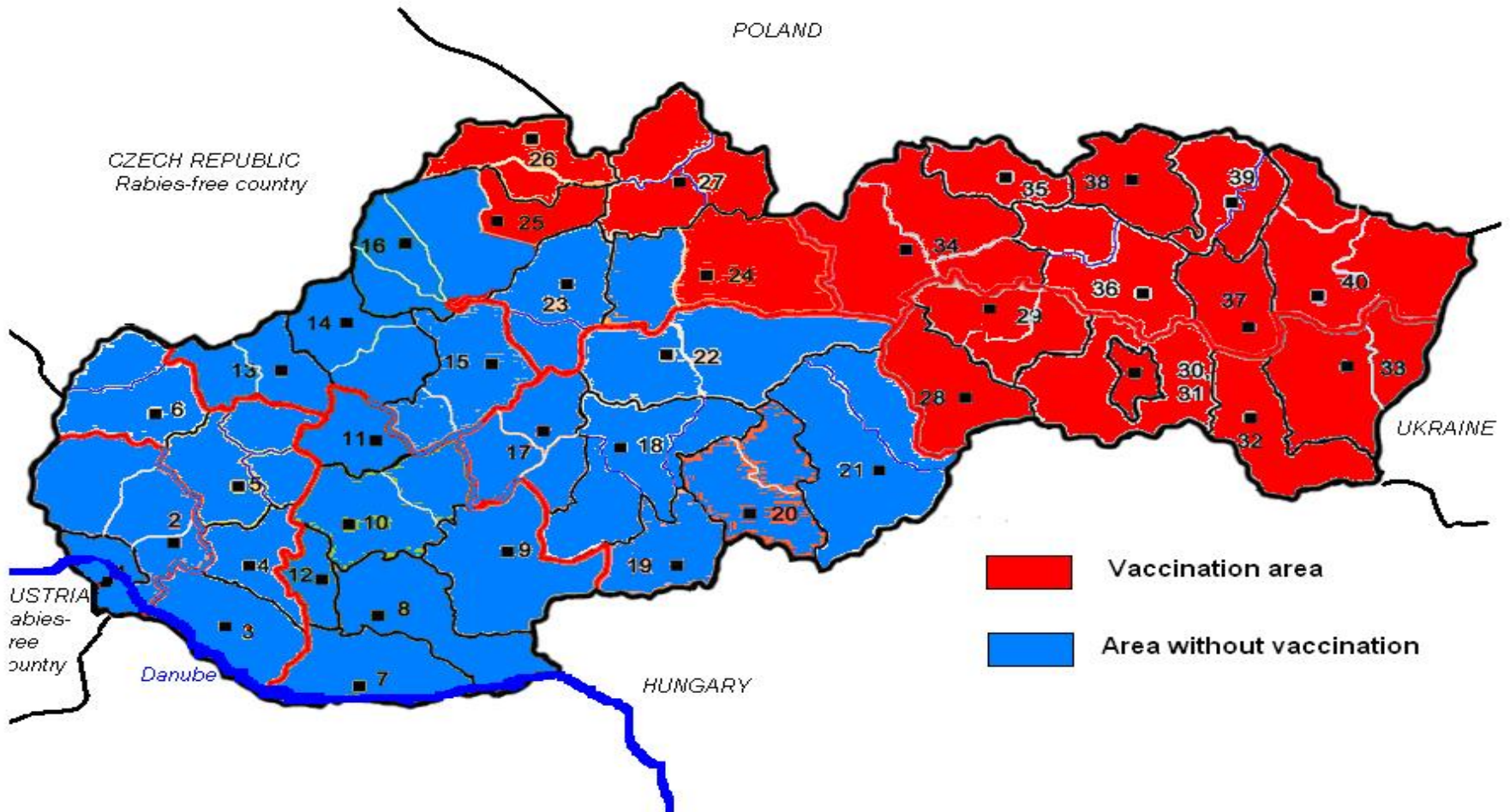


Rabies oral vaccination campaigns since 2016

	2016	2017	2018
Spring campaign	Dates: <input type="checkbox"/> Whole country x <u>Parts of country and area vaccinated</u> (km ²): 12 458	Dates: <input type="checkbox"/> Whole country x <u>Parts of country and area vaccinated</u> (km ²): 12 458	Dates: <input type="checkbox"/> Whole country x <u>Parts of country and area vaccinated</u> (km ²): 12 708
Fall campaign	Dates: <input type="checkbox"/> Whole country x <u>Parts of country and area vaccinated</u> (km ²): 12 458	Dates: <input type="checkbox"/> Whole country x <u>Parts of country and area vaccinated</u> (km ²): 12 458	Dates: <input type="checkbox"/> Whole country x <u>Parts of country and area vaccinated</u> (km ²): 12 708
Oral vaccin used (Raboral, Rabigen, Fuchsoral, Lysvulpen, or Other – please detail)	Vaccine: Lysvulpen Bait density (baits/km ²): by hand distribution : 18 by air distribution 25	Vaccine: Lysvulpen Bait density (baits/km ²): by hand distribution : 18 by air distribution 25	Vaccine: Lysvulpen Bait density (baits/km ²): by hand distribution: 18 by air distribution 25

Map of Vaccination areas

DISTRIBUTION OF VACCINE BAITS FOR ORAL VACCINATION OF FOX POPULATION IN THE SLOVAK REPUBLIC IN THE YEAR 2016, 2017, 2018



Standing Group of Experts on Rabies in Europe under the GF-TADs umbrella

Specific Plans for 2019

	Spring campaign	Fall campaign
Dates		
- At national level	- OVF in accordance with national eradication programme	- OVF in accordance with national eradication programme
And specifically at		
- border with...	- Hungary	- Hungary
- Border with...	- Poland	- Poland
- Border with...	- Ukraine	- Ukraine
Covered territory	<u>Parts of country and area vaccinated</u> (km ²): 12 708	<u>Parts of country and area vaccinated</u> (km ²): 12 708
Oral vaccine used	Approx. 316 400 baits	Approx. 316 400 baits
Particular needs	any	any



Specific Plans for 2020 and beyond (as appropriate)

	Spring campaign	Fall campaign
Dates - At national level And specifically at - border with... - Border with... - Border with...	- OVF in accordance with national eradication programme - Hungary - Poland - Ukraine	- OVF in accordance with national eradication programme - Hungary - Poland - Ukraine
Covered territory	<u>Parts of country and area vaccinated</u> (km ²): 12 708	<u>Parts of country and area vaccinated</u> (km ²): 12 708
Oral vaccine used	Approx. 316 400 baits	Approx. 316 400 baits
Particular needs	any	any

THANK YOU



Standing Group of Experts on Rabies in Europe under the GF-TADs umbrella