



# GF-TADs for Europe


Seventh Regional Steering Committee meeting (RSC7)

## **Presentation of the RSC6 outcomes and implementation of the RSC6 and first Action Plan**

AFSCA - Brussels – 16-17 October 2017

Author

# RSC6 implementation



GF-TADs for Europe  
Sixth Meeting of the Regional Steering Committee (RSC6)

Recommendation No.1  
**Governance Mechanisms of GF-TADs for Europe**

THE GF-TADs FOR EUROPE STEERING COMMITTEE DECIDES

Not completed    On-going    Fully completed

1. To appoint Dr B. Van Goethem (EC/DG SANTE) as Chairman of the GF-TADs for Europe Steering Committee, for a second 4-year mandate, starting as of September 2015.		This was done during the RSC6 (Sept 2015).
2. To endorse the amended composition of the GF-TADs for Europe Steering Committee (list of members in Annex 1), with (i) the new appointment of the Chief Veterinary Officer of Austria (as a EU member representative) who takes the seat left vacant by the CVO of Portugal; (ii) the new appointment of the Chief Veterinary Officer of Kazakhstan (as a non EU member representative) who takes the seat left vacant by the CVO of Serbia <sup>1</sup> and (iii) the 'transfer' of appointment from former to Incoming CVO of Belgium;		This was done during the RSC6 (Sept 2015). New composition to be discussed and endorsed during the RSC7 (Oct 2017), due to a change in the Bureau of the OIE Regional Commission of Europe (new election in May 2016), and turnover of Delegates.
3. To appoint the Chief Veterinary Officers of Austria and Russia as vice-presidents of the GF-TADs for Europe Steering Committee;		This was done during the RSC6 (Sept 2015). Dr Napoklonov and Dr Herzog have acted as vice-presidents on several occasions in the past 2 years.

<sup>1</sup> The Delegate of Serbia now stands in the RSC in his capacity as member of the Bureau of the OIE Regional Commission for Europe

THE GF-TADs FOR EUROPE STEERING COMMITTEE RECOMMENDS THAT

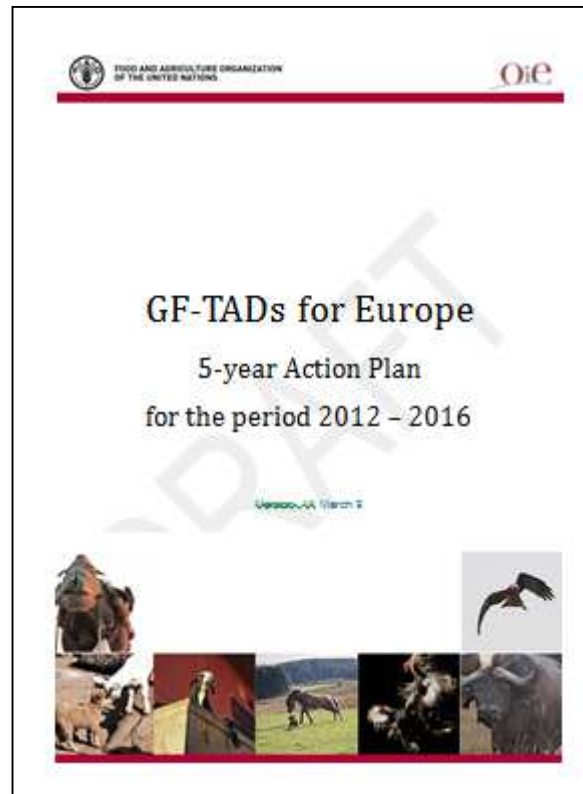

Not completed    On-going    Fully completed

1. The first GF-TADs for Europe Action Plan 2012-2016 (revised version) continue to be implemented;		The first Action Plan continues to be implemented in the absence of the second one (see below)
2. The Secretariat start the preparation of the second Action Plan 2017-2021 in 2016, to be submitted for adoption during the Seventh meeting of the GF-TADs for Europe Steering Committee (RSC7, 2017); the new Plan to be adopted will embrace the principles of the Logical Framework Approach, including notably the identification of risks and assumptions which may impact the results;		In the current context of the 3rd External Evaluation of the GF-TADs and result management framework and related key performance indicators framework not yet completed, it is premature for the Regions to work on the preparation of a second 5-Year Action Plan. The GF-TADs for Europe Secretariat waits for further instructions from the Global Secretariat after those 2 steps have been completed.
3. The GF-TADs for Europe contribute actively to the pilot phase of the use of GF-TADs key performance indicators and bring constructive advice to the Global Steering Committee to ensure the final approach be meaningful;		The GF-TADs for Europe Secretariat completed the pilot phase and send all results to the Global Secretariat. Final results are awaited.
4. Stakeholders in Europe further use the opportunity to request the GF-TADs label of regional events, to ensure greater visibility and consistency with regional strategies and policies for the region (the labelization process will follow the new Guidelines proposed by the Global GF-TADs Secretariat);		Ad hoc requests done by stakeholders. Since the RSC6, two requests were received from: - EC (ASF BTSE workshops; county missions) and - FAO (ASF Workshop, Kaunas, November 2017) – on-going labelization process
5. GF-TADs Europe strengthen its collaboration with REMESA on common priority diseases, in particular on FMD prevention and control activities;		Concrete collaboration is still to be developed between the GF-TADs for Europe and REMESA activities – to be possibly put as a RSC7 Recommendation

RSC6 Recommendation 1 on governance → level of implementation:

Not completed 25%    On-going /    Fully completed 75%


# First Action Plan implementation



2012 - 2016

- **Improve regional coordination** in the control of priority TADs in Europe
  - Adopted in 2012
  - Updated in 2013 (RSC5)
  - Implemented on a yearly basis (using the labellisation process)
  - Came to an end in December 2016 → **cont'd**
- *Next Action Plan to be developed (waiting for guidance from the Global Secretariat)*

# First Action Plan implementation



- 7 diseases: **FMD – ASF – CSF – HPAI – PPR – Brucellosis – Rabies**
- 1 horizontal topic: **Strengthening of Veterinary Services**
- Flexibility to include new or rising concerns → **LSD (2015)**


# First Action Plan implementation



## 1 - FMD

### Eligible activities FMD


All activities included in the FAO-OIE Global Strategy for the control of FMD are applicable to the European region.



Activities carried out since 2012

- EuFMD activities
- FMD Regional Roadmap for West Eurasia (14 countries)
- (REMESA)

# First Action Plan implementation




## Progress Indicators FMD

- **FMD I1** - Number of countries with FMD outbreaks in Europe
- **FMD I2** - Number of outbreaks in Europe officially reported to the OIE
- **FMD I3** - PCP stages of the countries in Europe at the end of the Action Plan period
- **FMD I4** - Number of country FMD control programmes endorsed by OIE
- **FMD I5** - Number of countries with formal OIE recognition of FMD-free status with or without vaccination
- **FMD I6** - Number of relevant trainings and workshops provided at regional or global level
- **FMD I7** - Number of samples sent to the OIE and OIE/FAO Reference Laboratory Network (from Europe countries)

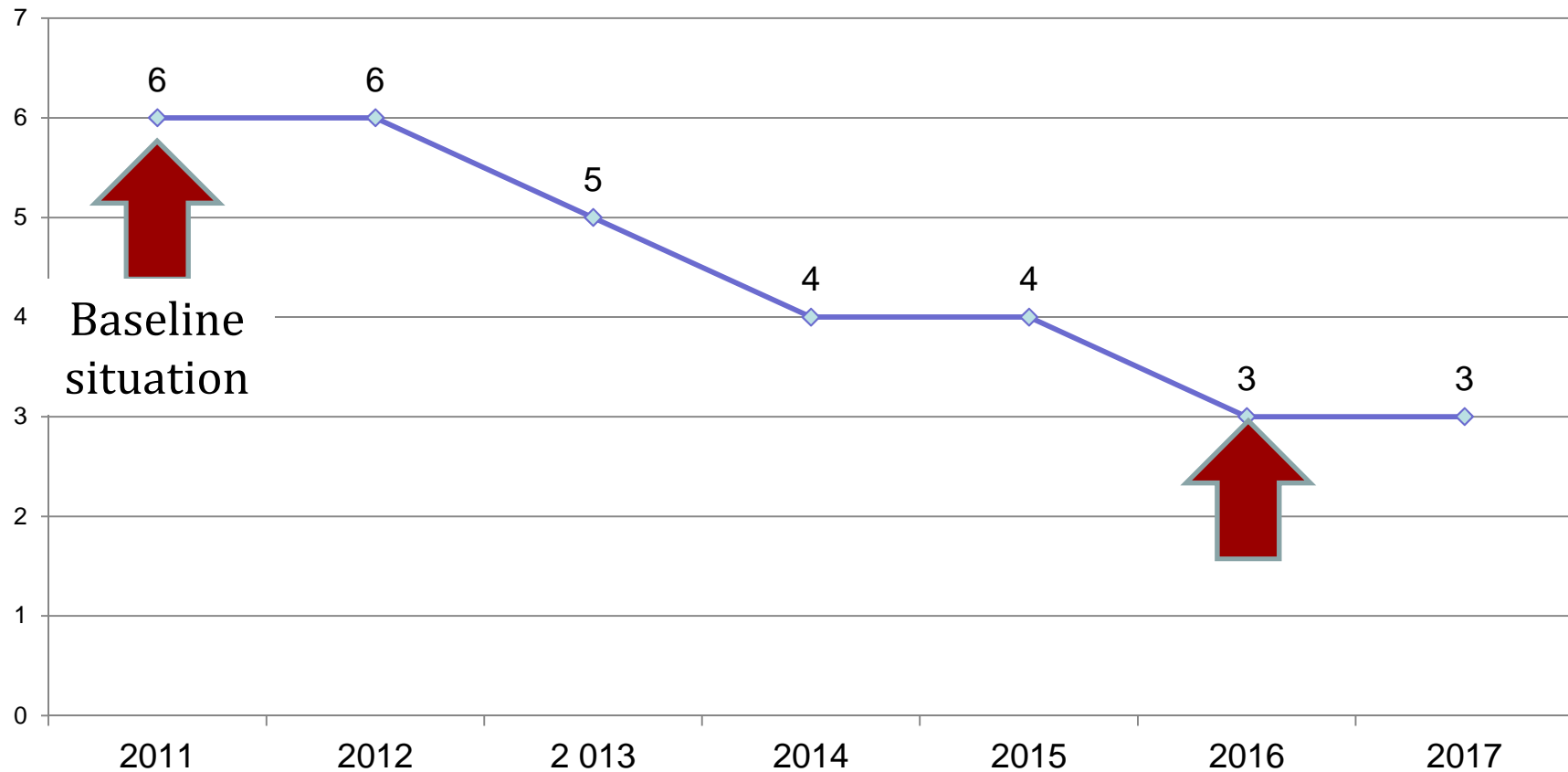


# First Action Plan implementation




## Progress Indicators - FMD

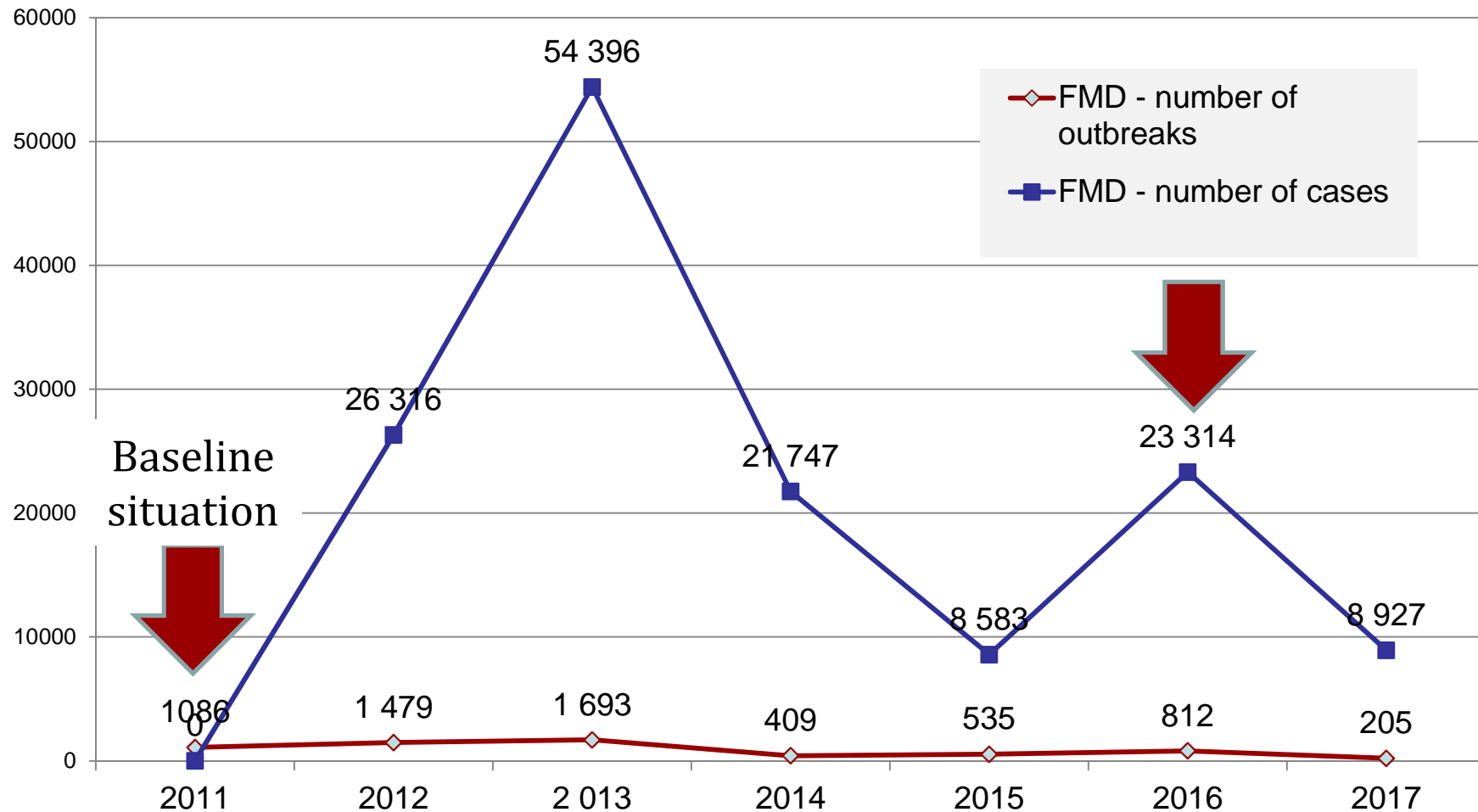
FMD - number of infected countries



# First Action Plan implementation




## Progress Indicators - FMD





# First Action Plan implementation




## Progress Indicators - FMD



Countries	2008	2009	2010	2011	2012	2013	2014	2015	2016
Afghanistan <i>(absent in Bishkek)</i>	0	1	1	1	1	1	1	1	1
Armenia	2	2	2	2	2	2	2*	2*	2
Azerbaijan	2	2	2	2	2	2	2*	2*	2
Georgia	2	1	1	1	1	1	2*	2	2
Iran	2	2	2	2	2	2	2	2	2
Kazakhstan (9 northern regions)	1	1	1	1	1	1	2*	**	FV
Kazakhstan (5 southern regions)	1	1	1	1	1	1	2*	***	***
Kyrgyzstan	1	0	0	0	1	1	2*	2*	2*
Pakistan	0	1	1	1	1	1	2*	2	2
Tajikistan	0	1	1	1	1	1	1	1	1
Turkey (Thrace)									FV
Turkey (Anatolia / Marmara-Aegean)									2
Turkey (Remaining Anatolia)	1	2	2	2	2	2	2	2	2
Turkmenistan	0	0	0	0	1	1	1	1	1
Uzbekistan <i>(absent in Bishkek)</i>	0	1	1	1	1	1	1	1	1



# First Action Plan implementation



## Progress Indicators – FMD official statuses

<b>EUROPE</b>	2011	2016
FMD – number of countries with an official status (country) without vaccination	<b>37</b>	<b>38</b>
FMD – number of countries with an official status (country) with vaccination	<b>0</b>	<b>0</b>
FMD – number of countries with an official status (zone) without vaccination	<b>1</b>	<b>3</b>
FMD – number of countries with an official status (zone) with vaccination	<b>1</b>	<b>1</b>
FMD – number of countries with an endorsed programme	<b>(non existant)</b>	<b>1</b>

# First Action Plan implementation

---



## Expected results FMD

- **FMD R1** - Countries or zones in Europe that are officially free of FMD with or without vaccination maintained their status over the next five years ✓
- **FMD R2** - Countries in Europe not officially free of FMD with or without vaccination have progressed along the PCP Pathway, and in particular, regularly report to the OIE on their FMD situation ✓
- **FMD R3** - All countries with a suspended FMD-free status (with or without vaccination) have regained the status ✓

# First Action Plan implementation



## 2 - ASF

### Eligible activities ASF

- ASF A1 - ASF portfolio review X
- ASF A2 - Regional training workshops for veterinarians and laboratories on ASF ✓
- ASF A3 - Cross-border / (sub)regional coordination meetings on ASF ✓
- ASF A4 - Seminars/workshops to develop contingency Plans and compensation schemes ✓
- ASF A5 - Studies on the role of ticks and wildlife in the epidemiology of the disease X

# First Action Plan implementation

---




## Progress Indicators FMD

- **ASF I1** - Number of ASF affected countries in Europe
- **ASF I2** - Number of ASF outbreaks / **cases** in Europe officially reported to the OIE
- **ASF I3** - Number of ASF contingency plans available in countries in Europe

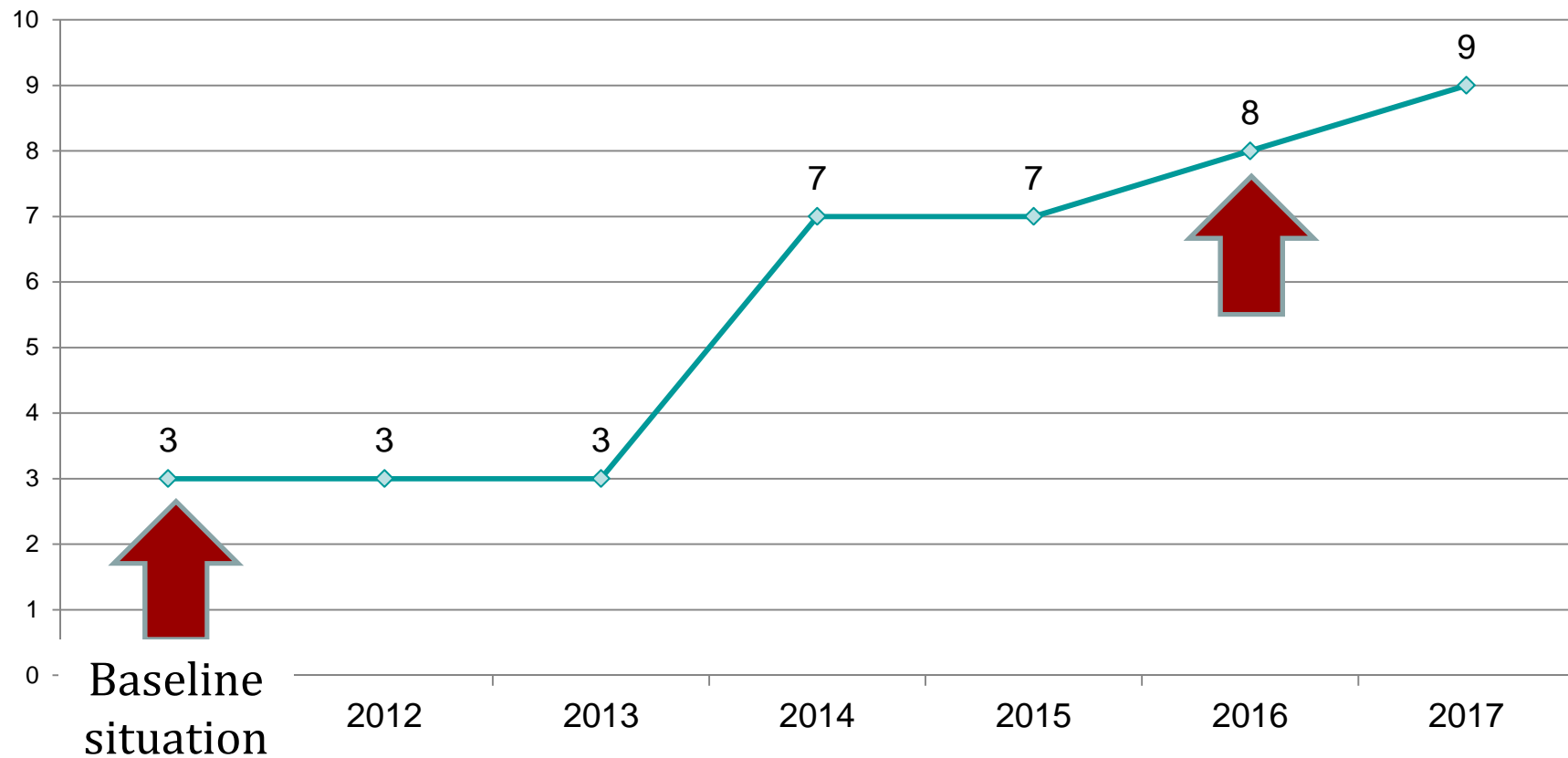


# First Action Plan implementation




## Progress Indicators - ASF

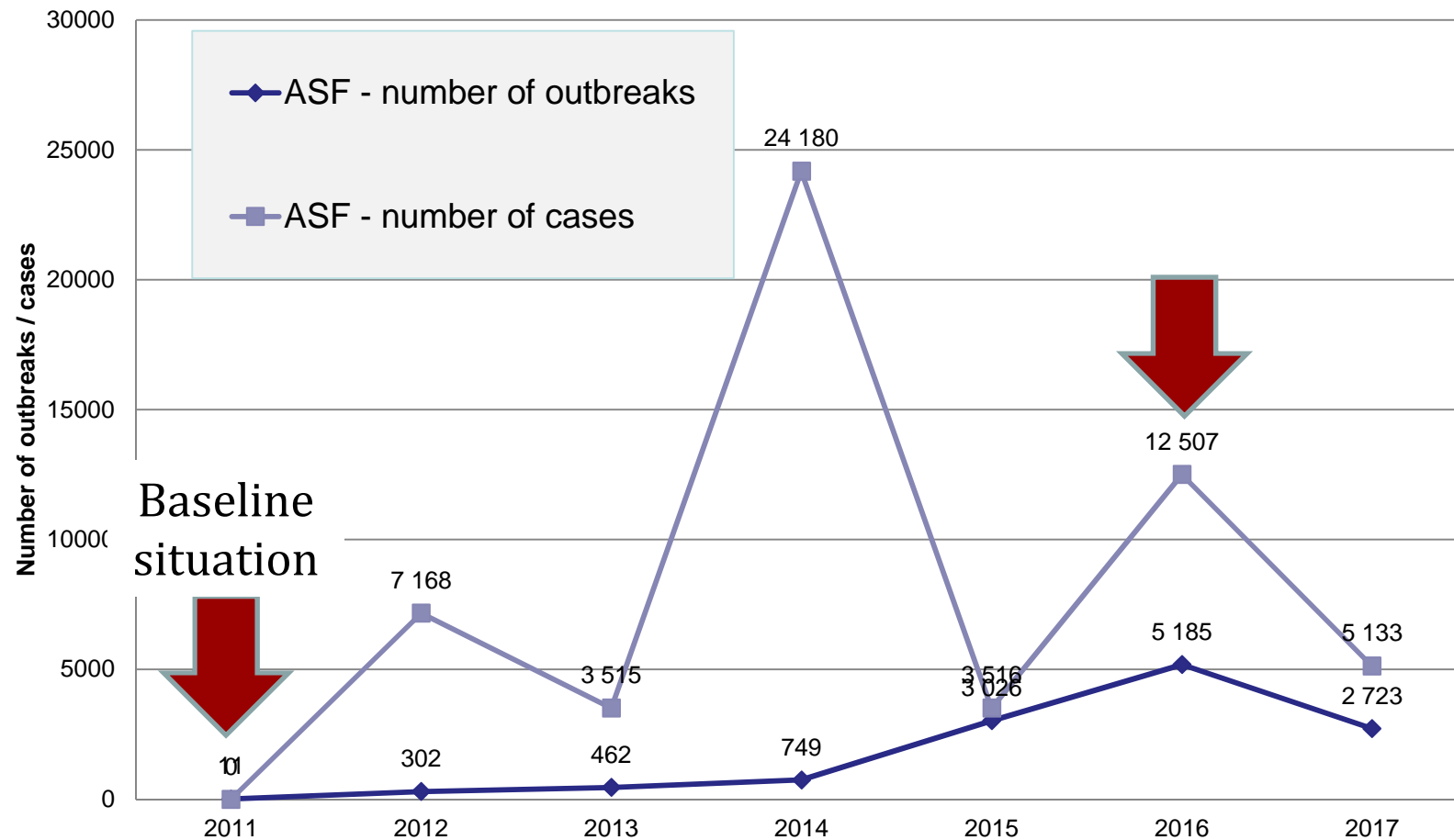
ASF - number of infected countries



# First Action Plan implementation



## Progress Indicators - ASF



# First Action Plan implementation



## Expected results ASF

- ASF R1 - Further spread of ASF in the region is prevented
- ASF R2 - ASF in countries or zones in Europe where the situation is endemic in Europe is progressively controlled
- ASF R3 - Knowledge on ASF epidemiology in Europe has increased
- ASF R4 - At risk countries are better prepared

X

X

✓

✓



# First Action Plan implementation




## 3 - PPR

### Eligible activities PPR

- PPR A1 - PPR Portfolio Review
- PPR A2 - Regional advocacy and training workshops on PPR
- PPR A3 - Cross-border / sub-regional coordination meetings on PPR
- PPR A4 - Workshops/seminars on contingency Planning on PPR
- PPR A5 - PPR antigen and vaccine bank development and management



# First Action Plan implementation




## Progress Indicators PPR

- **PPR I1** - Number of PPR affected countries in Europe
- **PPR I2** - Number of PPR outbreaks in Europe officially reported to the OIE
- **PPR I3** - Number of PPR vaccination campaigns in Europe
- **PPR I4** - Number of PPR-free counties in Europe having a PPR contingency plan
- **PPR I5** - Number of countries having a PPR control programme officially recognised by the OIE
- **PPR I6** - Number of regional vaccine banks
- **PPR I7** - Number of samples sent to the OIE and FAO Reference Centres (from Europe countries)
- **PPR I8** - Number of countries using quality-controlled PPR vaccines only

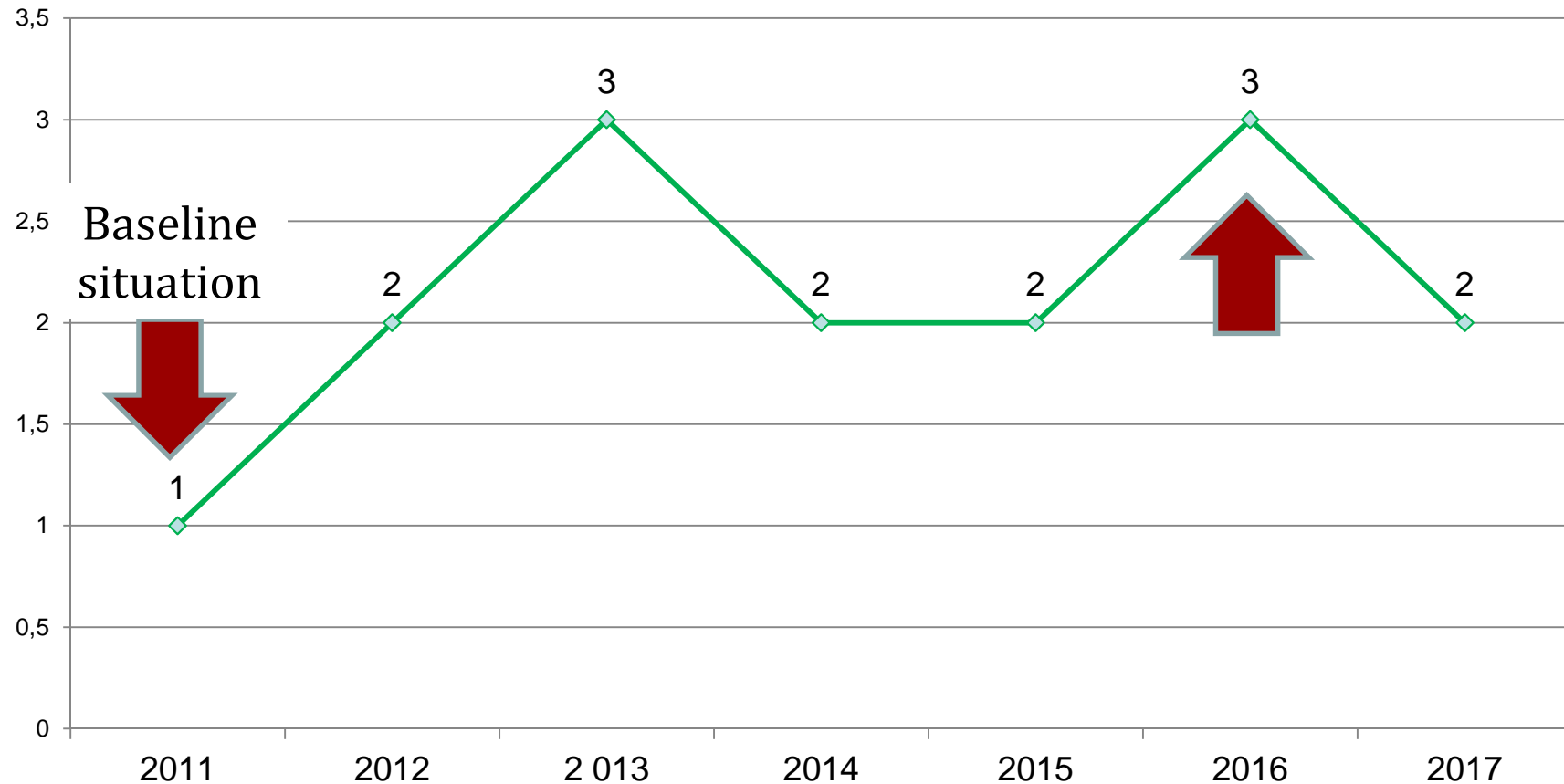


# First Action Plan implementation




## Progress Indicators - PPR

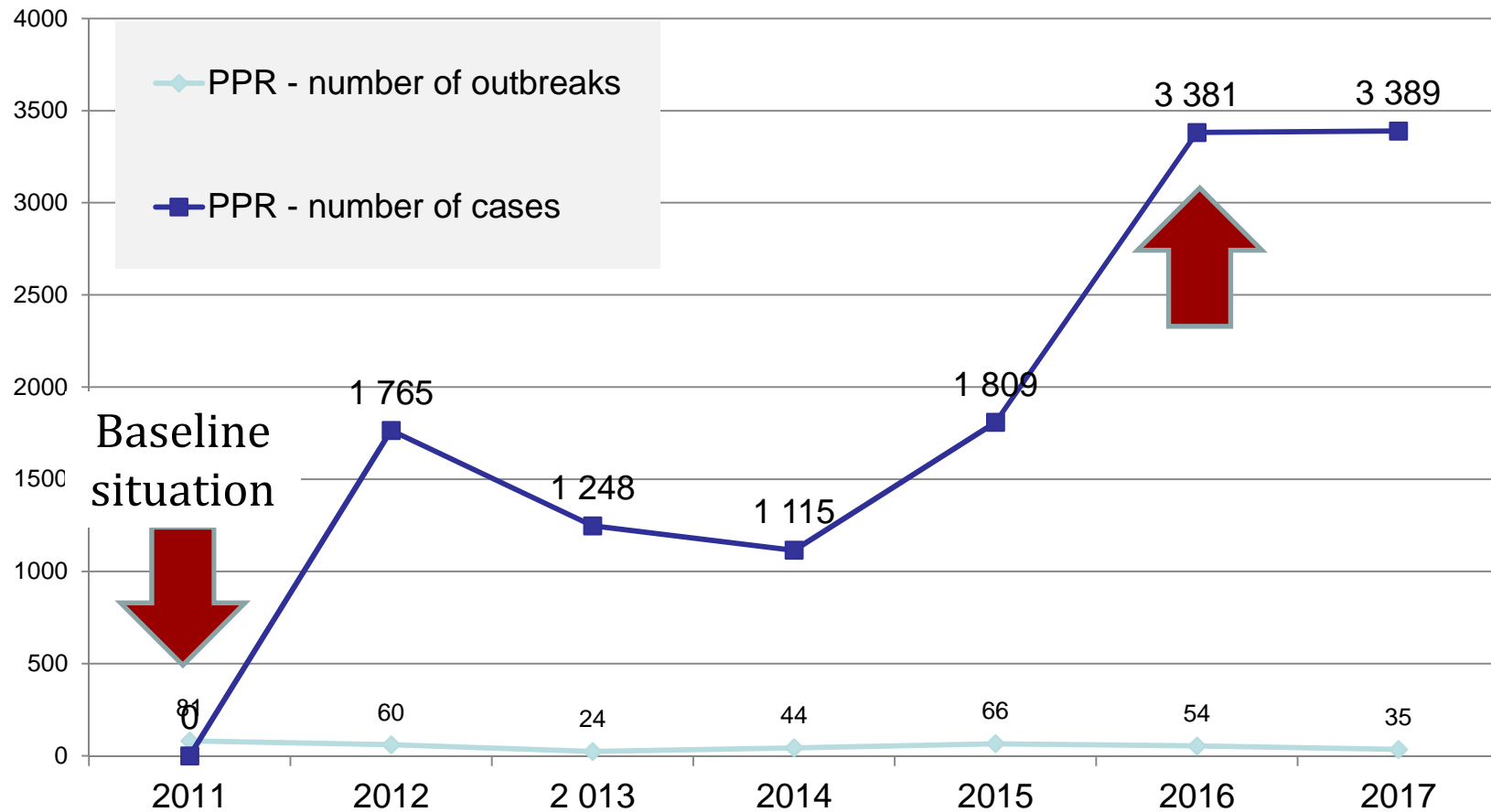
PPR - number of infected countries



# First Action Plan implementation



## Progress Indicators - PPR




# First Action Plan implementation



## Progress Indicators - PPR official statuses

<b>EUROPE</b>	2011	2016
PPR – number of countries with an official status (country)	<b>(non existant)</b>	<b>31</b>
PPR – number of countries with an official status (zone)	<b>(non existant)</b>	<b>0</b>
PPR - number of countries with an endorsed programme	<b>(non existant)</b>	<b>0</b>

# First Action Plan implementation



## Expected results PPR

- PPR R1 - Further spread of PPR in hitherto free countries of the region is prevented
- PPR R2 - PPR is progressively controlled in countries in Europe where the situation is endemic
- PPR R3 - At risk countries have improved their level of preparedness should a PPR outbreak occur;
- PPR 4 - Surveillance is in place in PPR-affected and at-risk countries;
- PPR 5 - Any new PPR outbreaks in free countries and sub-regions are immediately controlled.



# First Action Plan implementation



## 4 - Rabies

### Eligible activities Rabies

- Rab A1 - Rabies portfolio review
- Rab A2 - Rabies awareness campaigns, to support regional rabies control efforts
- Rab A3 - Cross-border / sub-regional meetings on rabies (including awareness campaigns, dog population management campaigns and vaccine supply and quality control)
- Rab A4 - Technical and capacity building activities at regional level, including workshops on practical epidemiology, surveillance, vaccination, communication methods, laboratory diagnosis and biosecurity, dog population control
- Rab A5 - Regional workshops/seminars on guidelines and training regarding prevention, surveillance and contingency planning for rabies-free countries:
- Rab A6 - Rabies vaccine bank(s) development and management;

X

✓

✓


✓

✓

✓

X

# First Action Plan implementation



## Progress Indicators Rabies

- **Rab I1** - Number of rabies affected countries in Europe
- **Rab I2** - Number of animal rabies cases in Europe officially reported to the OIE (in both domestic and wild animal populations)
- **Rab I3** – Number of rabies cases in humans and animals reported to WHO and OIE;
- **Rab I4** - Number of countries in Europe having a national legislation providing for rabies to be a notifiable disease in animals
- **Rab I5** - Number of animal vaccination campaigns implemented in Europe
- **Rab I6** – Number of countries in Europe having a dog population control programme according to OIE guidelines
- **Rab I7** - Number of regional vaccine banks in Europe
- **Rab I8** - Number of countries using quality-controlled rabies vaccines only



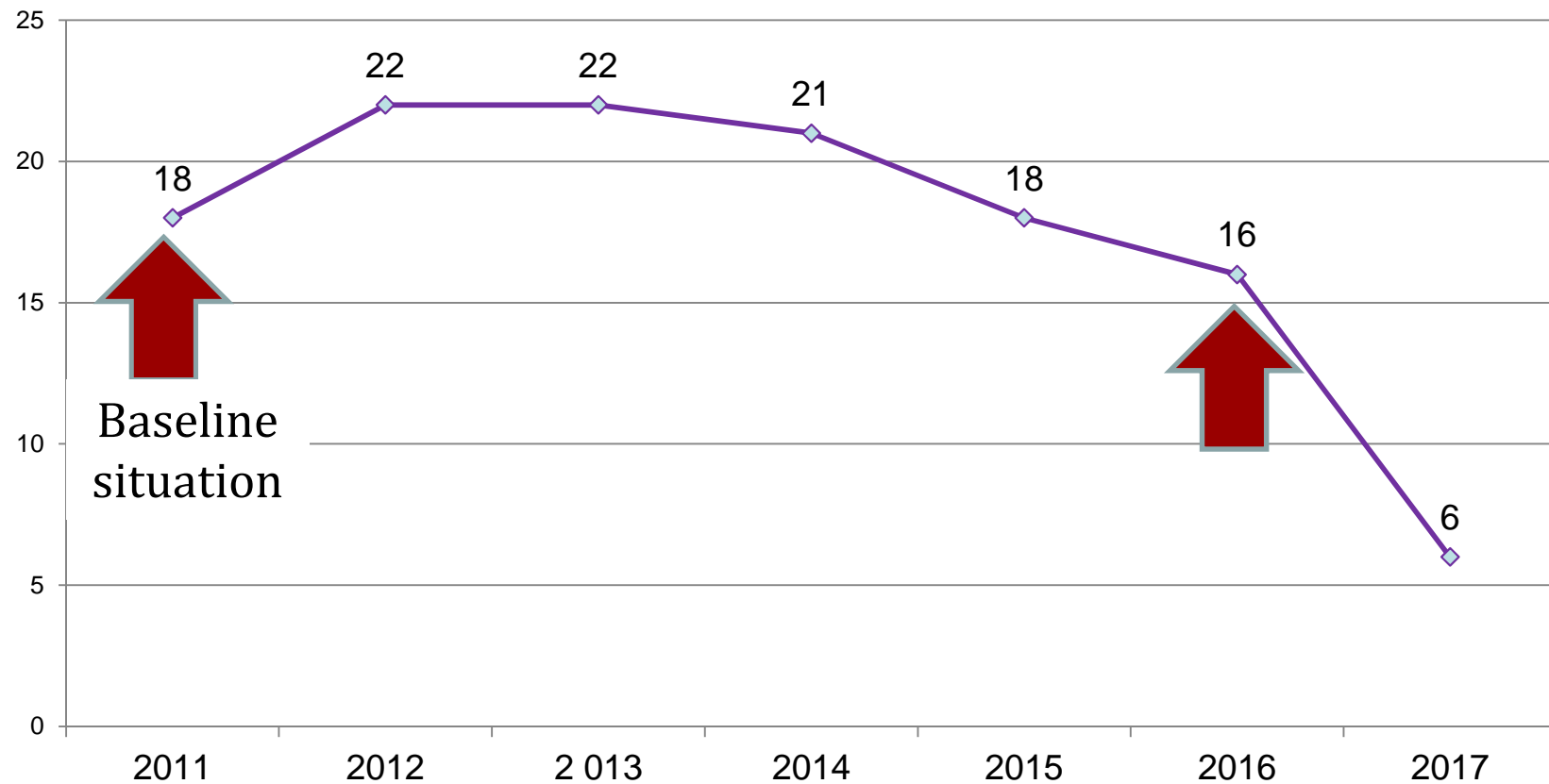


# First Action Plan implementation




## Progress Indicators - Rabies

Rabies - number of infected countries (animals)

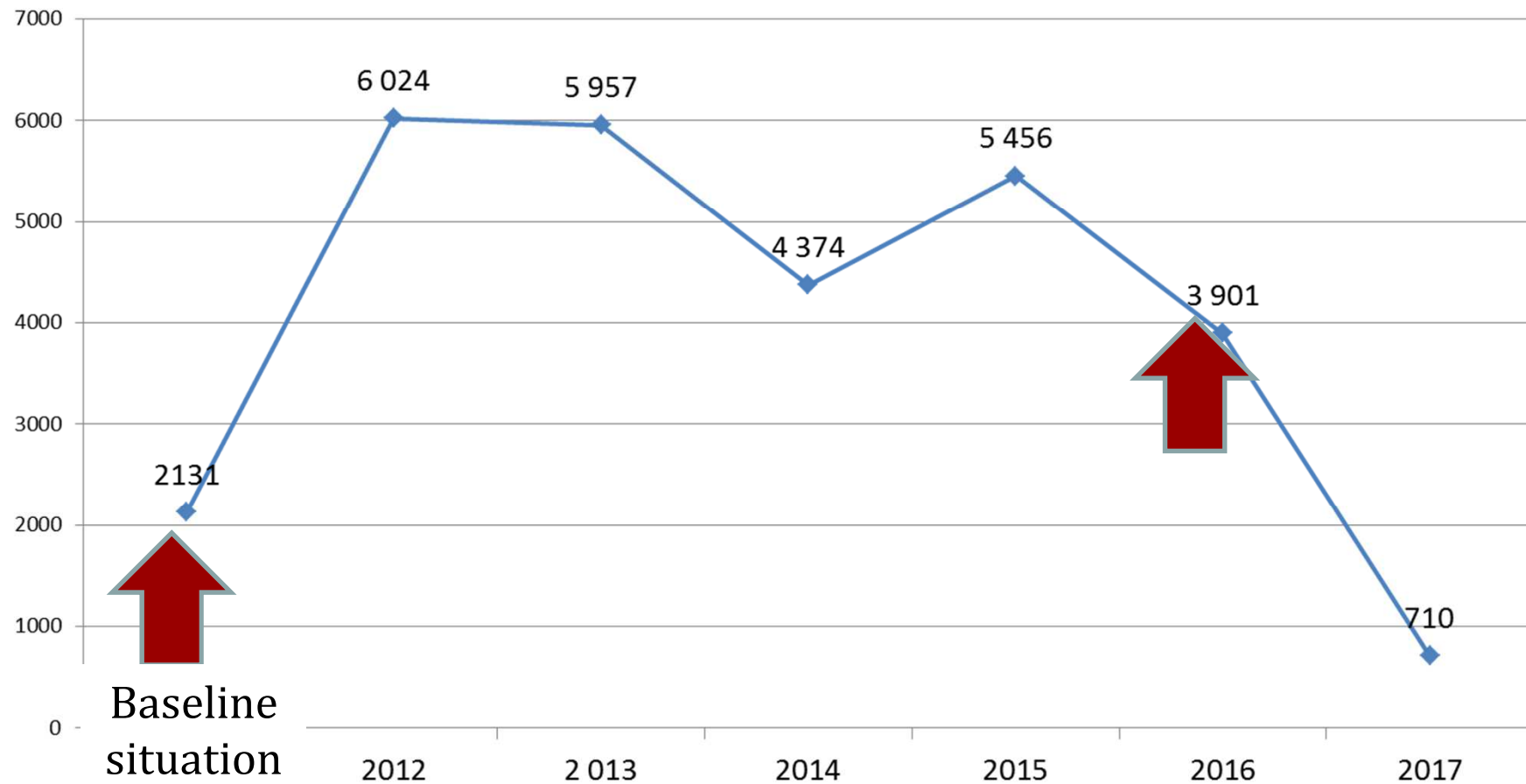


# First Action Plan implementation




## Progress Indicators - Rabies

PPR - number of cases (animals)



# First Action Plan implementation



## Expected results Rabies

- Rab R1 - Half of the infected countries have an active rabies prevention and control programme in dogs
- Rab R2 - Rabies control in dogs is considered as a high priority in 80% countries in Europe
- Rab R3 - Dog population management is applied in compliance with OIE standards
- Rab R4 - Rabies control programmes are combined with other zoonosis prevention and control programmes
- Rab R5 - Rabies did not spread to hitherto rabies-free countries or sub-regions.
- Rab R6 – Rabies in dog is a notifiable disease in all countries of Europe



# First Action Plan implementation



## 5 - HPAI

### Eligible activities HPAI

- AI A1 - All activities of the FAO-OIE Global Strategy for HPAI applicable in Europe.
- AI A2 - All awareness-raising, supporting and coordinating activities at the global and/or regional level



No GF-TADs activities

# First Action Plan implementation




## Progress Indicators HPAI

- **AI I1** - Number of HPAI affected countries in Europe
- **AI I2** - Number of HPAI outbreaks/**cases** in Europe officially reported to the OIE
- **AI I3** - Number of HPAI vaccination campaigns implemented in Europe
- **AI I4** - Number of countries in Europe having an HPAI Contingency Plans
- **AI A5** - Number of samples submitted to international Reference Centres

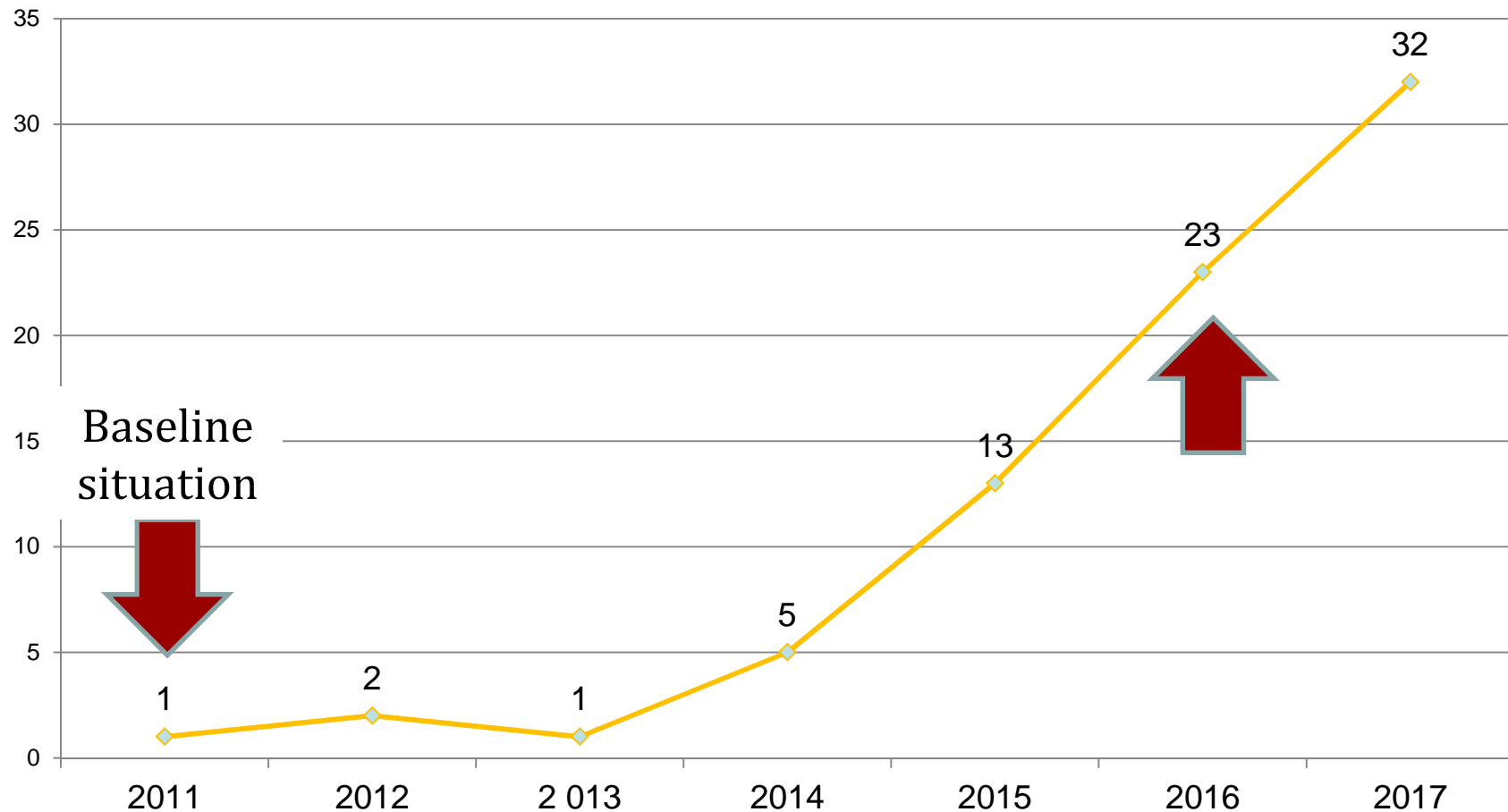


# First Action Plan implementation




## Progress Indicators - HPAI

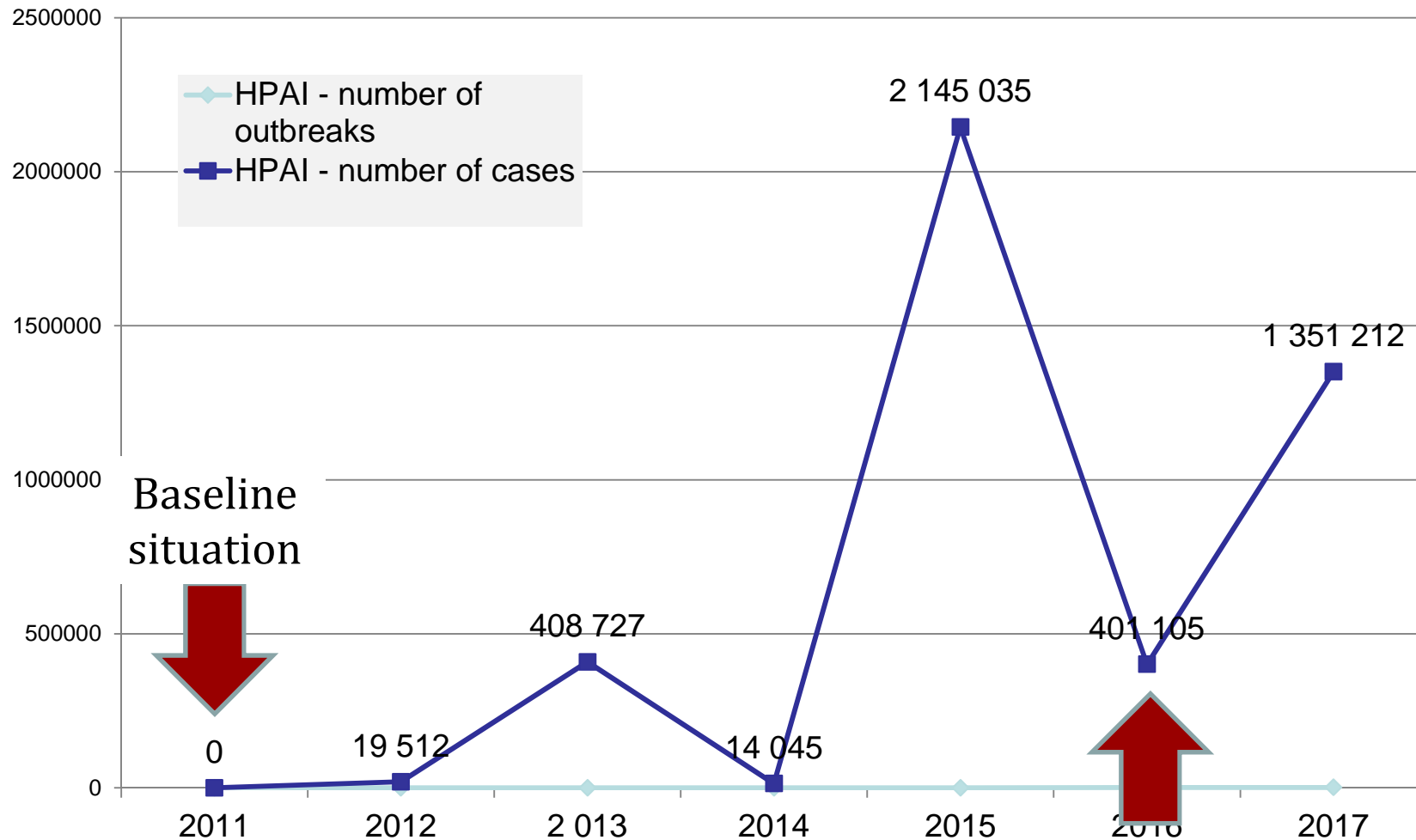
HPAI - number of infected countries



# First Action Plan implementation



## Progress Indicators - HPAI



# First Action Plan implementation



## Expected results HPAI

- AI R1 - Any new HPAI outbreaks of all types in free countries in Europe are immediately controlled
- AI R2 - HPAI-free countries in Europe have remained free
- AI R3 - Contingency Plans for HPAI are available in all HPAI-free countries in Europe

X

X

√?

Self-declaration?



# First Action Plan implementation



## 6 – Brucellosis

### Eligible activities Brucellosis

- **Bru A1** - Surveys (contribution to) to determine the prevalence of brucellosis in livestock in countries where the situation of brucellosis is not known

X

- **Bru A2** - Assistance to the national veterinary authorities in developing and implementing informed strategies for effective control of brucellosis in animals

✓

- **Bru A3** - Promotion of intersectoral collaboration and public awareness for brucellosis.


✓

- **Bru A4** - Promotion of regional coordination and harmonisation of brucellosis control and surveillance activities

X

No GF-TADs activities

# First Action Plan implementation




## Progress Indicators Brucellosis

- **Bru I1** - Number of countries with a proper understanding of the disease situation both in animals and humans
- **Bru I2** - Number of countries adopting a national strategic plan for surveillance and control of brucellosis in livestock
- **Bru I3** - Number of regional meetings for coordination of brucellosis control and surveillance
- **Bru I4** - Number of countries affected with brucellosis in animals in Europe
- **Bru I5** - Number of brucellosis cases in humans in Europe
- **Bru I6** - Number of brucellosis vaccination programmes in animals in Europe

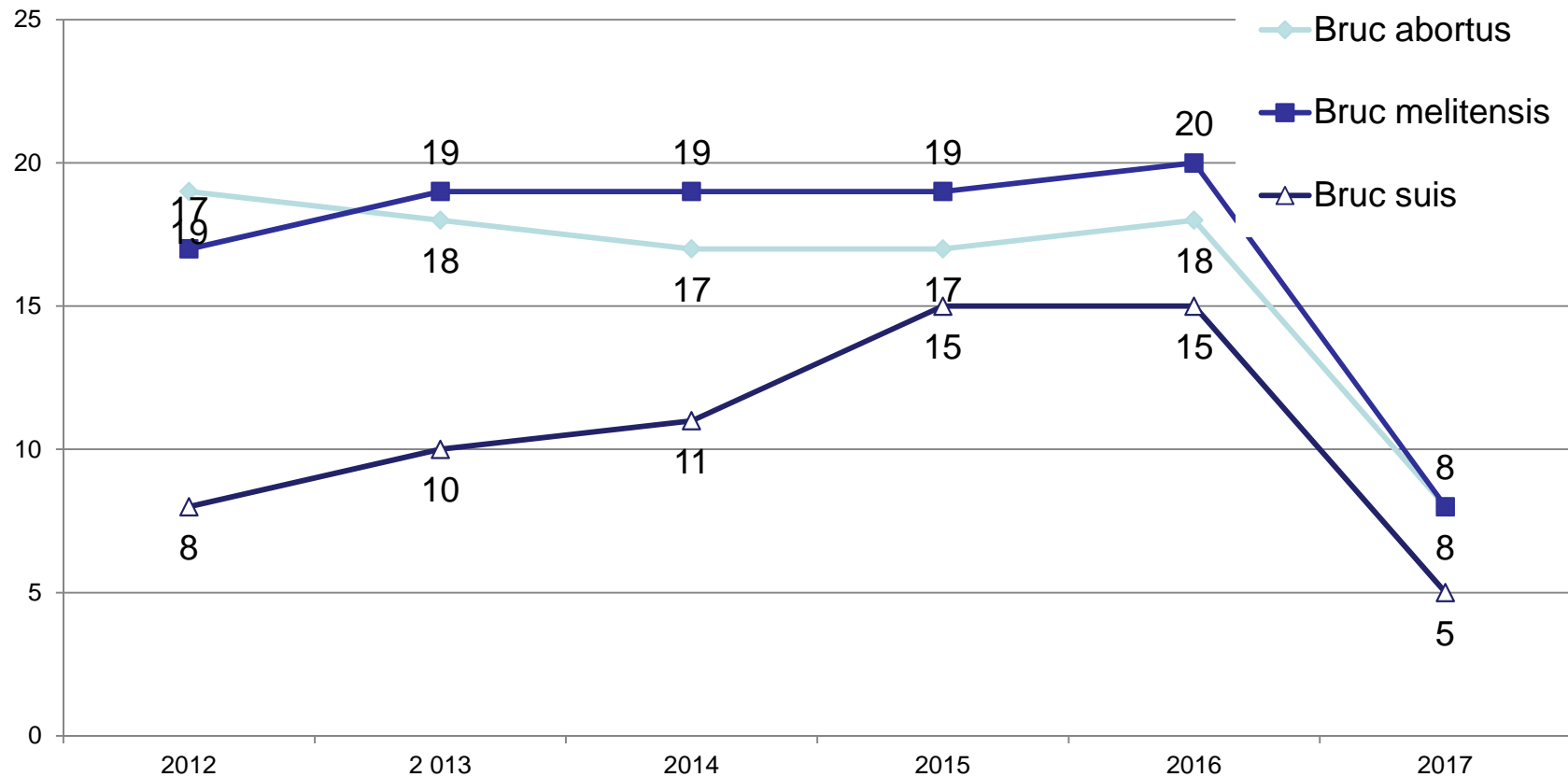


# First Action Plan implementation




## Progress Indicators - HPAI

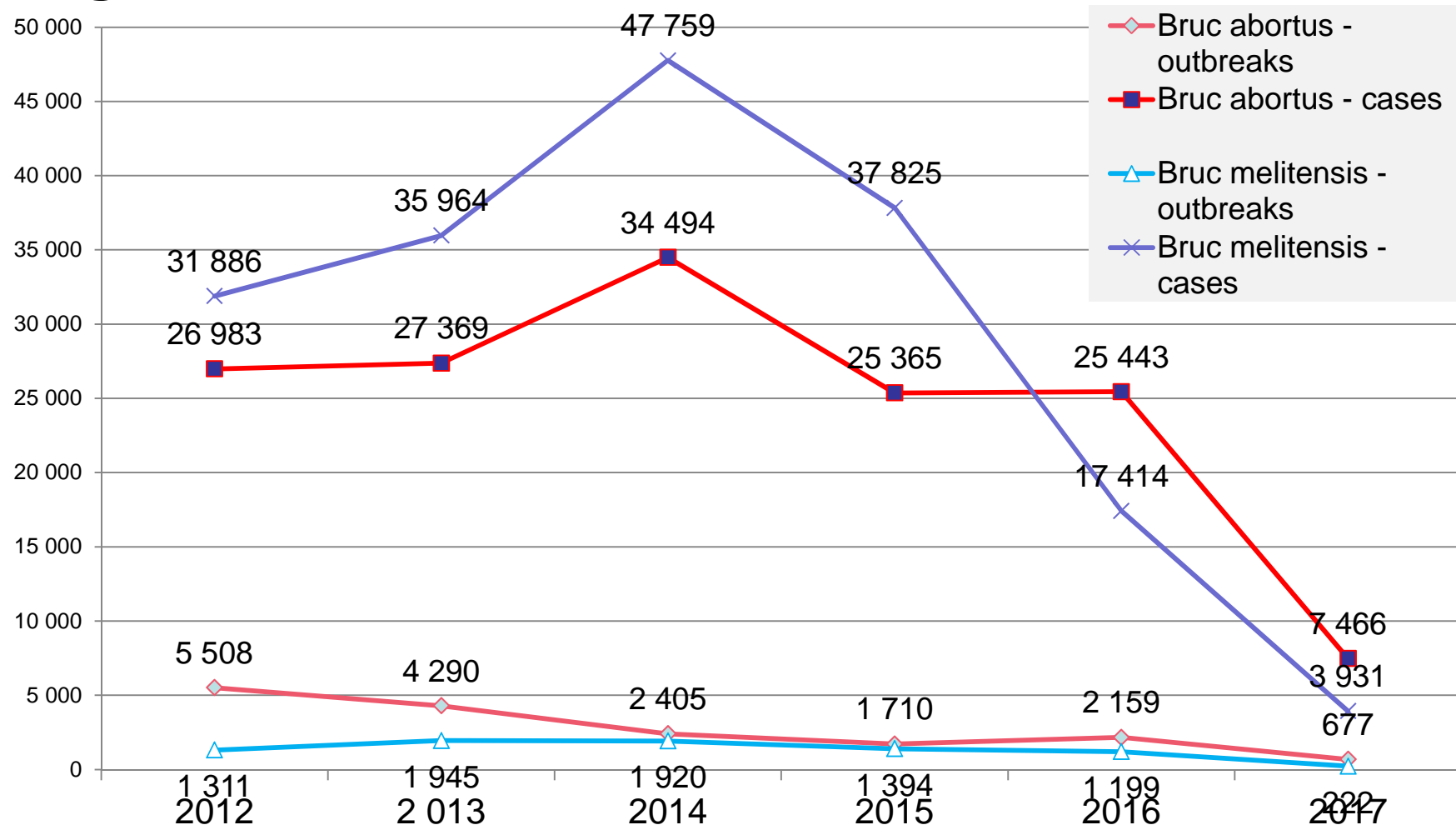
### Number of infected countries - Brucellosis




# First Action Plan implementation



## Progress Indicators - Brucellosis



# First Action Plan implementation



## Expected results Brucellosis

- Bru R1 - The brucellosis risk for humans is reduced in affected countries
- Bru R2 - Sustainable brucellosis control programmes are in place in endemic and at risk countries
- Bru R3 - Enhanced national capacity for effective surveillance and control of brucellosis in animals and humans
- Bru R4 - Brucellosis control activities are coordinated and harmonised at regional level

X?

√?

X

X

# First Action Plan implementation




## 7 – CSF

### Eligible activities ASF

- CSF A1 - CSF Portfolio Review X
- CSF A3 - Regional training workshops on CSF ✓
- CSF A4 - Cross-border / sub-regional coordination meetings on CSF X
- CSF A5 - Workshops / seminars on contingency Planning on CSF ✓

No GF-TADs activities

# First Action Plan implementation



## Progress Indicators CSF

- **CSF I1** - Number of CSF affected countries in Europe
- **CSF I2** - Number of CSF outbreaks / **cases** in Europe officially reported to the OIE
- **CSF I3** – Number of CSF awareness programmes in Europe
- **CSF I4** – Number of countries having a CSF control programme officially recognised by the OIE

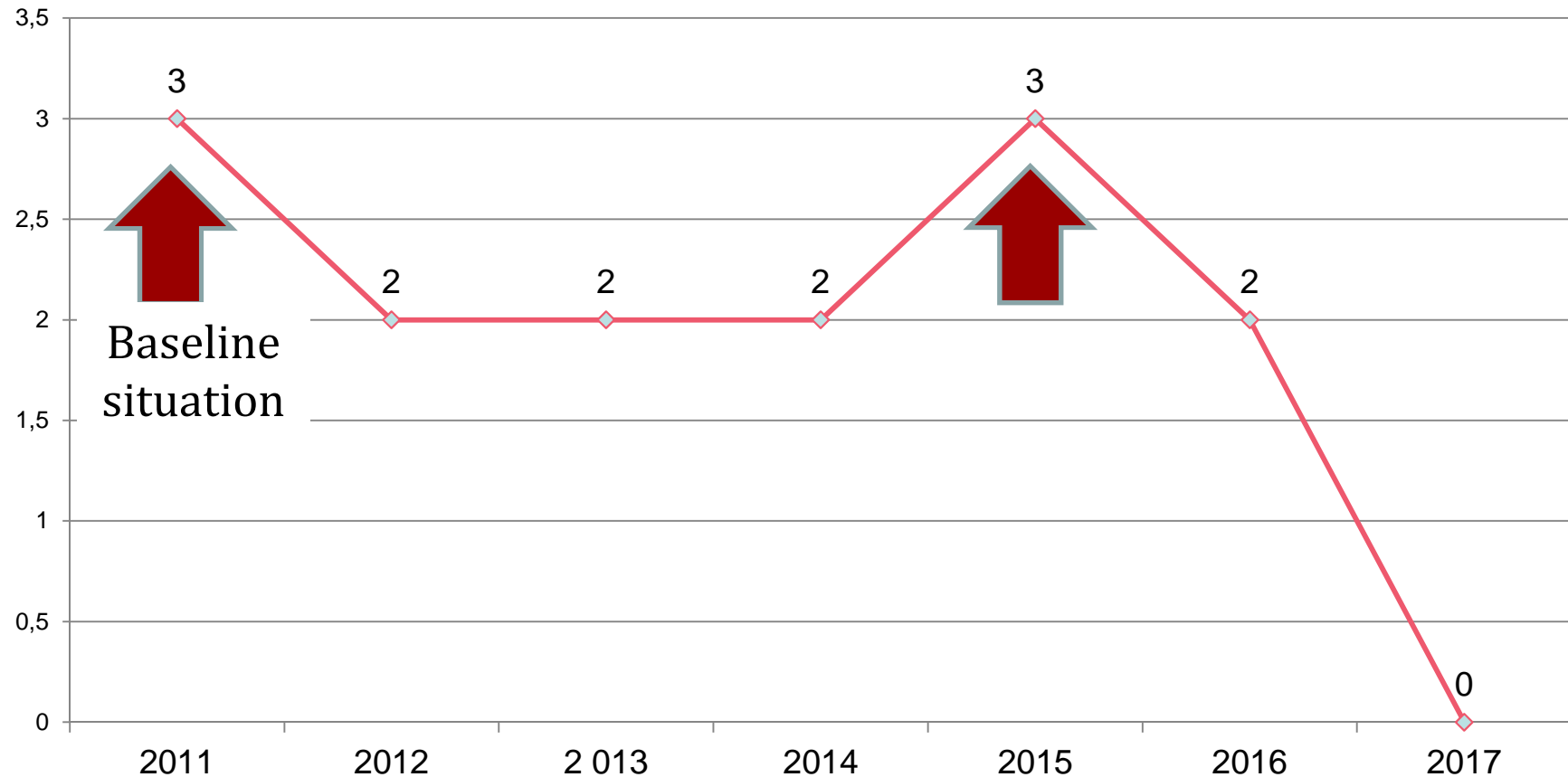


# First Action Plan implementation




## Progress Indicators - CSF

CSF - number of infected countries

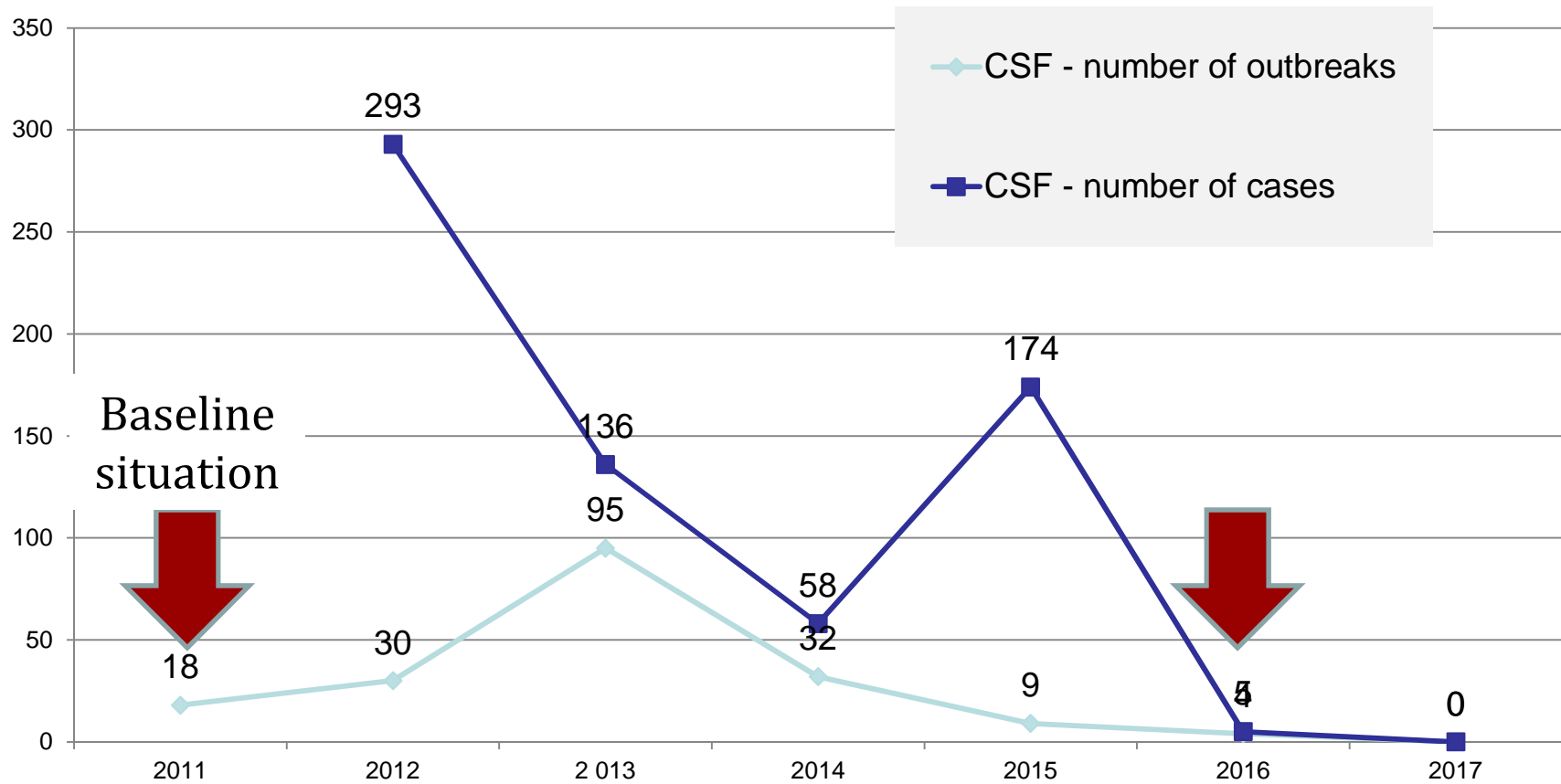




# First Action Plan implementation



## Progress Indicators - CSF




# First Action Plan implementation



## Progress Indicators – CSF – official status

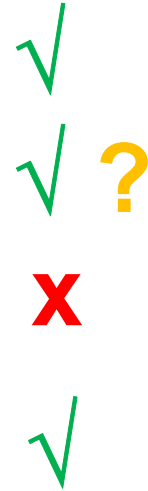
<b>EUROPE</b>	2011	2016
CSF – number of countries with an official status (country)	<b>(non existant)</b>	<b>22</b>
CSF – number of countries with an official status (zone)	<b>(non existant)</b>	<b>0</b>

# First Action Plan implementation



## Expected results CSF

- CSF R1 - Further spread of CSF in the region is prevented
- CSF R2 - CSF is progressively controlled in countries where the situation is endemic in Europe
- CSF R3 - CSF in wildlife is actively monitored and controlled in more countries in Europe
- CSF R4 - Countries or zones in Europe that are officially free of CSF maintained their status over the next five years.



# Conclusions



## Situation in Europe regarding priority TADs

Diseases	Evolution in Europe 2011-2016
<b>FMD</b>	↗ (number of infected countries ↘; number of outbreaks ↘)
<b>ASF</b>	↘ (number of infected countries ↗; number of outbreaks ↗)
<b>PPR</b>	↘ (number of infected countries →; number of outbreaks ↗)
<b>Rabies</b>	↘ (number of infected countries ↘; number of cases ↗)
<b>HPAI</b>	↘ (number of infected countries ↗; number of outbreaks ↗)
<b>Brucellosis</b>	↗ (number of infected countries →; number of outbreaks ↘)
<b>CSF</b>	↗ (number of infected countries ↘; number of outbreaks ↘)
<b>LSD</b>	↘ (number of infected countries ↗; number of outbreaks ↗)

# Conclusions



GF-TADs activities: ASF – FMD – PPR – LSD

Partners/country activities: rabies – CSF – Brucellosis – HPAI

Is there a need for GF-TADs to work also on rabies – CSF – Brucellosis – HPAI?

Is CSF still a priority disease in Europe?

Are new threats/challenges to be considered in the region? (RVF)

The GF-TADs for Europe must not become a substitute for control mechanisms, which must primarily remain the responsibility of the countries themselves. Improved national accountability for TADs is therefore an important outcome: the GF-TADs for Europe has discouraged countries from working in isolation and hence possibly jeopardizing work in neighboring countries as a result of inadequate or uncoordinated measures. Harmonized regional control efforts offer the only promising prospect for enhanced national actions